


Visual Education Centre

New Videography & Filmmaking DVDs from the Videomaker Series

VIDEOMAKER: DOCUMENTARY STORYTELLING




The most important part of any video is the story. In documentaries, a good story can turn ordinary situations into insightful and meaningful experiences for the audience. To help you make better documentary stories, we look at using the dramatic arc, structuring your story, storytelling styles, finding the story, culling the information, and controlling time to make an entertaining and relevant story.

Teaches:

- Story Basics
- The Approach
- Finding the Story
- Story Structure
- Researching the Story
- Controlling Time

34 min. • Gr. 9-Adult • 2012 • First Light • F826DVD • \$59.99
Streaming Rights are also available!

VIDEOMAKER: DOCUMENTARY PRODUCTION – THE SHOOT




The shoot is an important part to any documentary. It's where all your hard work in the planning stage pays off. To make your project better, we show you how to get location access, prepare and direct great interviews, set up a good lighting scene, and follow good policies for capturing B-roll and sound. These tips will help you make your documentary both compelling and professional.

Teaches:

- Getting Location Access
- Directing Interviews
- Common Lighting Setups
- Preparing for Interviews
- Capturing B-roll
- Field Sound Recording

34 min. • Gr. 9-Adult • 2012 • First Light • F827DVD • \$59.99
Streaming Rights are also available!

VIDEOMAKER: DOCUMENTARY PRODUCTION – EQUIPMENT AND CREW




Having the right crew and equipment during a shoot leads to a more efficient and better quality production. This program offers you tips on how to choose cameras, audio gear, lighting gear and accessories, and tips to finding and working with a professional crew. These tips will get you on your way to making a great documentary.

Teaches:

- Choosing a Camera
- Choosing Lighting Gear
- Finding Crews
- Choosing Audio Gear
- Essential Accessories
- Working With Crews

33 min. • Gr. 9-Adult • 2012 • First Light • F828DVD • \$59.99
Streaming Rights are also available!

VIDEOMAKER: DOCUMENTARY FUNDING



Few documentaries can be made without funding, but funding is often exceedingly hard to acquire. This feature looks at finding sources for funds, writing a thorough prospectus, knowing the details of an accurate budget sheet, organizing a successful fundraiser, editing a demo reel that impresses, and presenting the techniques of an effective pitch. These tips will help you get the funding you need.

Teaches:

- Funding Sources
- The Budget
- The Demo Reel
- The Prospectus
- The Fund-Raising
- The Pitch

30 min. • Gr. 9-Adult • 2012 • First Light • F829DVD • \$59.99
Streaming Rights are also available!

Visual Education Centre
Canada's Leading Supplier of Audio & Video Educational Resources

www.visualed.com | www.learn360.ca

• Customer Service • (800) 668-0749 x257 • Fax: (866) 664-7545 • sales@visualed.com

• ON Rep - Barb Batten • (800) 668-0749 x243 • Fax: (866) 664-7545 • bbatten@visualed.com

• AB Rep - Mike Tieman • (800) 668-0749 x835 • Fax: (403) 266-1781 • mtieman@visualed.com

• BC Rep - Neil Kirkwood • (800) 668-0749 x252 • Fax: (866) 664-7545 • nkirkwood@visualed.com

Visual Education Centre

New Videography & Filmmaking DVDs from the Videomaker Series

VIDEOMAKER: HOW TO FIX IT IN POST



We've all had to work with footage that was far from perfect. Most video can use a bit of help in post production, especially if a shoot didn't go quite right. Learn how to give your footage a continuous look by color correcting, deinterlacing, and converting frame rates. Find out how to fix shaky footage and bad audio, and even remove objects from a scene. Use these tricks and every shot can live up to its potential you imagined. This training DVD demonstrates techniques that can be achieved using most any mid/high range editing software.

Teaches How To:

- Color Correct Video
- Deinterlace Footage
- Fix Shaky Footage
- Get Rid of Hiss and Hum in Audio
- Convert Frame Rates
- Get Rid of Unwanted Objects in Footage

44 min. • Gr. 9-Adult • 2012 • First Light • F830DVD • \$59.99

Streaming Rights are also available!

VIDEOMAKER: VIDEO PRODUCTION – BASIC TRAINING TUTORIALS



Creating professional looking video is all in the techniques. The experts at Videomaker show you how in 6 step-by-step easy to follow tutorial training sessions! Everything from the camera functions and shooting tips to camera moves and audio finessing.


Teaches:

- Mastering Your Camera Controls
- Shooting Video with a Tripod
- The 5 Deadly Sins of Amateur Video
- Camera Motion
- Lighting for Video
- Audio for Video

34 min. • Gr. 9-Adult • 2012 • First Light • F831DVD • \$49.99

Streaming Rights are also available!

VIDEOMAKER: MAKE YOUR OWN SPECIAL EFFECTS – BASIC TRAINING TUTORIALS



Making movie-like special effects doesn't have to be difficult. Our experts show you how easy it is to make your own using 6 step-by-step training tutorials! Learn how to make realistic blood, design elements, light sabers, and more.


Teaches:

- Basic Movie Effects
- Creating Fake Blood
- Design Elements: Ink Drops and Spreads
- Stop-Motion Light Painting
- Light Saber FX
- Simple Special FX

26 min. • Gr. 9-Adult • 2012 • First Light • F832DVD • \$49.99

Streaming Rights are also available!

VIDEOMAKER: ADVANCED LIGHTING FOR VIDEO



This program gives you tips on setting up a studio, how to cleverly light products, how to light car interiors, ways to get over the challenge of lighting at night, and how to hide your fixtures when shooting a wide shot. Using this knowledge, you should be able to light scenes that look as good as those in the movies! Lighting controls the way we see the world. It can also cause the difference between a great looking image and a mediocre one.

Teaches:

- Setting up a Studio
- Studio Lighting
- Product Lighting
- Lighting Car Interiors
- Lighting Night Scenes
- Lighting Wide Shots

31 min. • Gr. 9-Adult • 2012 • First Light • F833DVD • \$49.99

Streaming Rights are also available!

Visual Education Centre
Canada's Leading Supplier of Audio & Video Educational Resources

www.visualed.com | www.learn360.ca

• Customer Service • (800) 668-0749 x257 • Fax: (866) 664-7545 • sales@visualed.com

• ON Rep - Barb Batten • (800) 668-0749 x243 • Fax: (866) 664-7545 • bbatten@visualed.com

• AB Rep - Mike Tieman • (800) 668-0749 x835 • Fax: (403) 266-1781 • mtieman@visualed.com

• BC Rep - Neil Kirkwood • (800) 668-0749 x252 • Fax: (866) 664-7545 • nkirkwood@visualed.com